

**PM**

# Handwriting

3

Victorian Modern Cursive



**Deborah  
Davis,  
Susan Taylor  
& Yale  
Mercieca**

# Contents

Are you ready to write? .....	2	Diagonal joins from 'q' .....	30	Self-assessment: Horizontal joins .....	49
<b>Revision</b>		Double letter pairs with diagonal joins .....	31	<b>Letters that do not join</b>	
Unjoined letters .....	3	Self-assessment: Diagonal joins .....	32	Clockwise finishers .....	50
Heads, bodies and tails .....	5	Touch joins .....	33	Capital letters .....	52
Patterning exercises .....	6	Self-assessment: Touch joins .....	37	Self-assessment: Letters that do not join .....	53
Letter groups .....	7	Horizontal joins .....	38	<b>Legibility: Slope, spacing and size</b>	
Parts of letters .....	12	Practising horizontal joins to anti-clockwise letters .....	40	Slope .....	54
Self-assessment: Unjoined letters .....	17	Horizontal joins to head and body letters .....	42	Spacing .....	55
<b>Joins</b>		Practising horizontal joins to 'e' .....	44	Size .....	56
Introducing joins .....	18	Practising horizontal joins to 's' .....	45	Self-assessment: Slope, spacing and size .....	57
Diagonal joins .....	19	Horizontal joins from 'f' .....	46	<b>Consolidation</b>	
Diagonal joins to head and body letters .....	22	Horizontal joins to 'f' .....	47	Practising all joins .....	58
Practising diagonal joins to 'e' .....	26	Double-letter pairs with horizontal joins .....	48	Reviewing all scripts .....	60
Diagonal joins to 'f' .....	27			Labelling diagrams .....	61
Diagonal joins to modified 's' .....	28			Numerals .....	62
Diagonal joins from 's' .....	29			Final self-assessment .....	63
				<b>Teacher observation guide ...</b>	<b>64</b>

Come on a wild journey as you learn your Victorian Modern Cursive script.



My name is

My school is

## PM Handwriting 3 learning features


Sequenced activity pages of increasingly complexity, gradually introducing the skills to write in cursive script with success

Large letter models to introduce or reinforce the skill or join

Practising the skill or join within letter pairs or words

Revision of letter properties including exits, entries and starting points leading up to joins with words


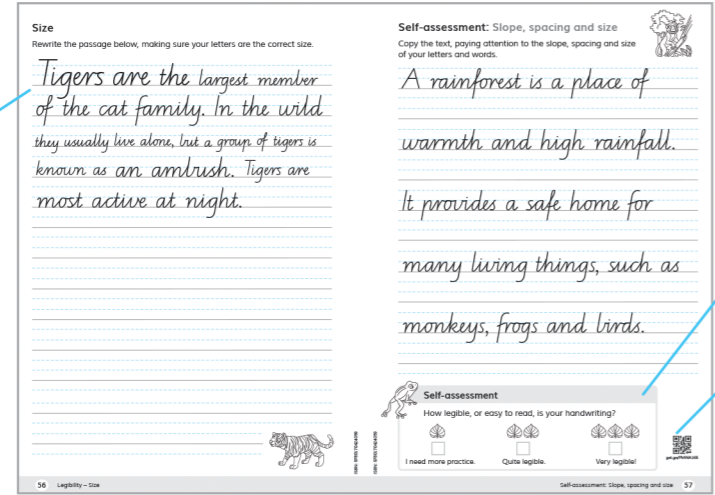
Regular student self-assessments, encouraging self-reflection where required



Practising the skill or join within a passage of text

Regular self-assessments to reinforce skills

QR code linked to online extension activities on selected pages



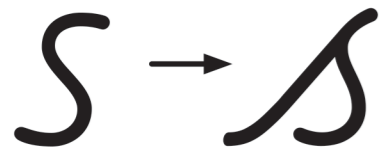
**Learning goal:** To improve knowledge of the alphabet in Victorian Modern Cursive script

**Success criteria:**

- I can trace and write all lower-case and capital letters of the alphabet in Victorian Modern Cursive.
- I can trace and write all lower-case and capital letters of the alphabet in Victorian Modern Cursive using appropriate size, spacing and slope.



## Diagonal joins to modified 's'



When joining diagonally to the letter 's', you can modify the shape of the 's' so there is less to retrace. This will help you to write faster!

Trace these letter pairs with diagonal joins to 's'.

is as ls es us ms ns

Trace and copy these words with diagonal joins to 's'.

whales oceans pods calves


Practise joining diagonally to 's'. Copy the text.

Dozens of frisky, noisy seals

escaped the ruthless and

fast-moving killer whales.

## Diagonal joins from 's'



Joining from the bottom of the letter 's' can speed up your handwriting, because it doesn't require a pencil lift. Retrace along the bottom of the letter.

Trace and copy these letter pairs with diagonal joins from 's'.

se sh si sk sl sm sn

sp sr st su sy sw

Copy these words with diagonal joins from 's'.

inside kingfisher island

mouse snail sparrow nest

insect shark understand



get.ga/PMWA161

## Capital letters

Remember: capital letters don't join to other letters.



Trace the animal names and then write the country they live in, using cursive.

Australia Greenland India  
Brazil South Africa China

reindeer



tiger

boa constrictor

meerkat

wombat

panda



ISBN: 9780170424059


ISBN: 9780170424059

## Self-assessment: Letters that do not join

Rewrite the following text in cursive with capital letters in the correct places.

there are many amazing wild animals on our planet. sadly, humans don't always treat animals well. the good news is that we can help save them.

SAMPLE



### Self-assessment

How well do you remember your letters that do not join?



I need more practice.



I'm getting there.



I always remember!



**PM Handwriting** is a carefully sequenced program of handwriting instruction for Foundation to Year 6. It is designed to support students in developing a fluent, legible and automatic handwriting style.



**A comprehensive handwriting program for Victoria:**

- |   |   |   |   |   |   |   |
|---|---|---|---|---|---|---|
| <b>F</b>  | <b>1</b>  | <b>2</b>  | <b>3</b>  | <b>4</b>  | <b>5</b>  | <b>6</b>  |
| PM Handwriting<br>Victorian<br>Modern<br>Cursive<br>Foundation<br>9780170421416 | PM Handwriting<br>Victorian<br>Modern<br>Cursive<br>Year 1<br>9780170424035 | PM Handwriting<br>Victorian<br>Modern<br>Cursive<br>Year 2<br>9780170424042 | PM Handwriting<br>Victorian<br>Modern<br>Cursive<br>Year 3<br>9780170424059 | PM Handwriting<br>Victorian<br>Modern<br>Cursive<br>Year 4<br>9780170424066 | PM Handwriting<br>Victorian<br>Modern<br>Cursive<br>Year 5<br>9780170424073 | PM Handwriting<br>Victorian<br>Modern<br>Cursive<br>Year 6<br>9780170424080 |